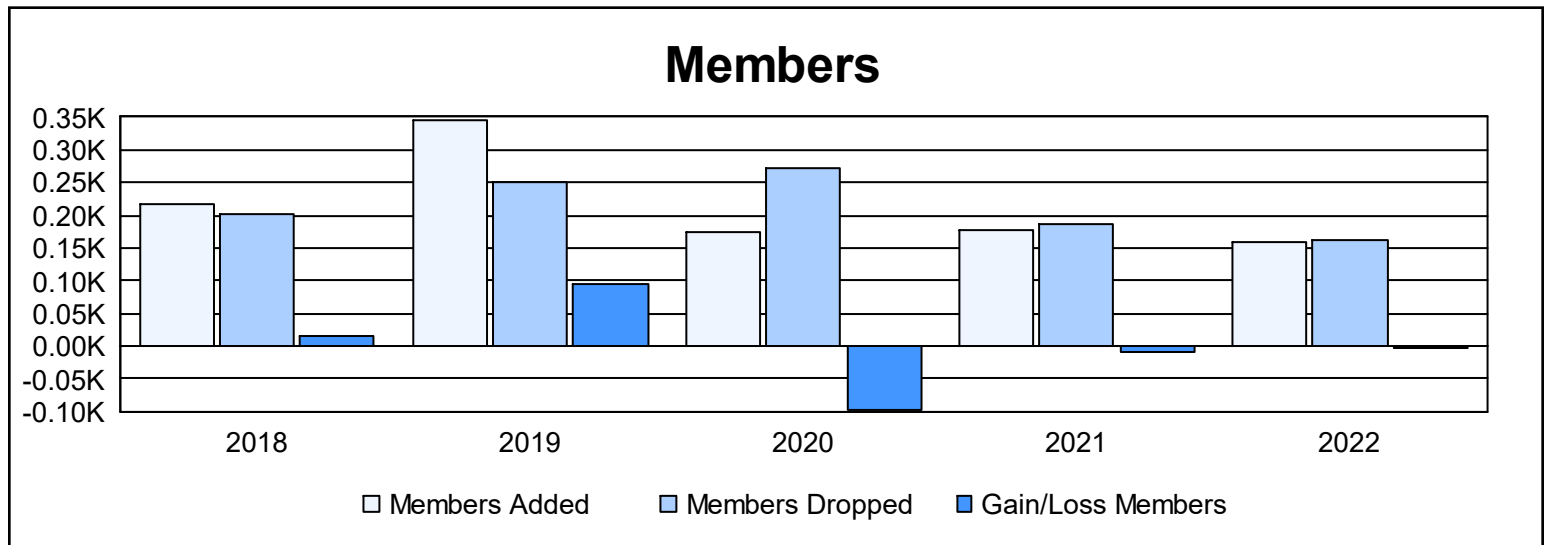
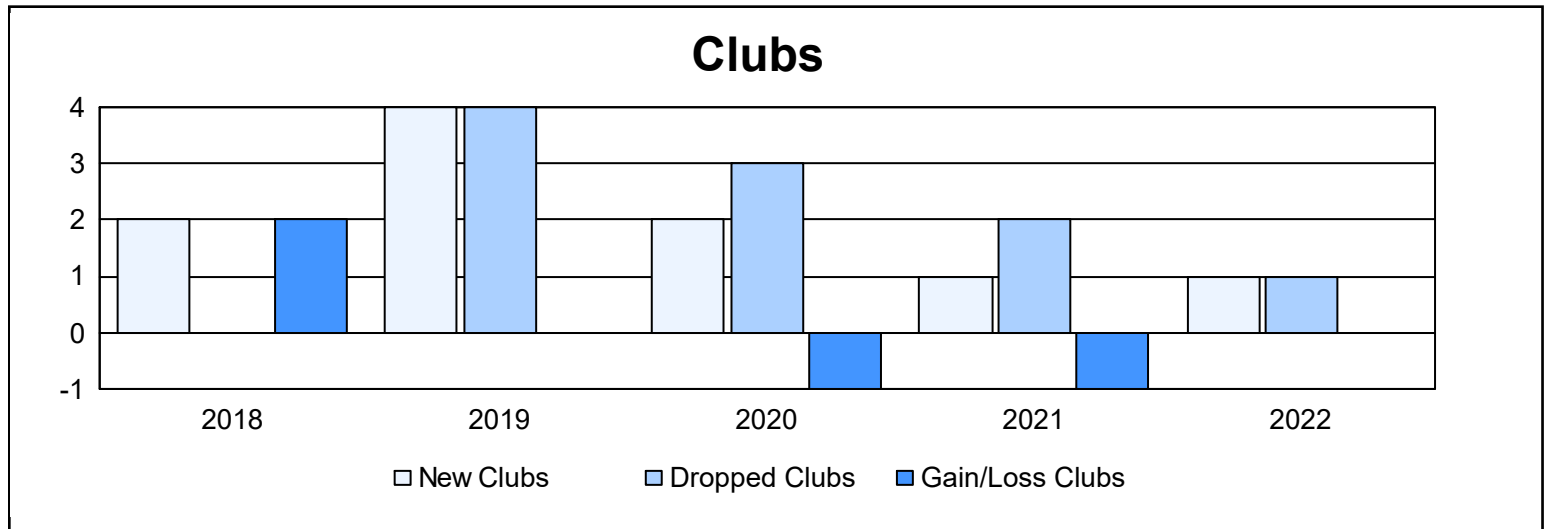
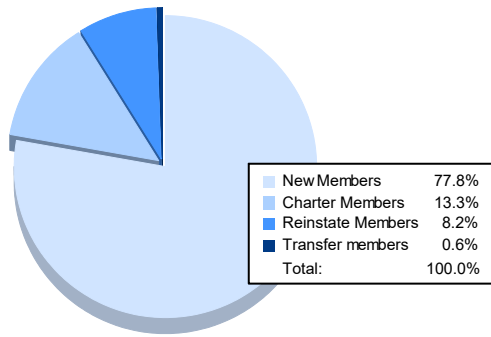


Year	New Clubs	Dropped Clubs	Gain/ Loss Clubs	New Members	Charter Members	Reinstate Members	Transfer Members	Total Member Added	Total Members Dropped	Gain/ Loss Members
2017-2018	2	0	2	154	59	3	2	218	201	17
2018-2019	4	4	0	215	96	23	10	344	250	94
2019-2020	2	3	-1	107	48	17	2	174	271	-97
2020-2021	1	2	-1	138	26	7	5	176	186	-10
2021-2022	1	1	0	123	21	13	1	158	161	-3
<b>Average</b>	<b>2</b>	<b>2</b>	<b>0</b>	<b>147</b>	<b>50</b>	<b>13</b>	<b>4</b>	<b>214</b>	<b>214</b>	<b>0</b>



### Membership Composition June 2022 Cumulative



### Gender Composition June 2022 Cumulative

